

LOOK AT THIS PICTURE...



**A sentence tells
what someone
or something
does.**

QUESTION: What do you think is happening in the picture?

ANSWER: **The fish waters the plant.**

The sentence:
***“The fish
waters the
plant.”*** tells
what the fish
is doing.

NOW, LOOK AT THESE PICTURES...



the cowboy



riding on a bear

QUESTION: Are “**the cowboy**” and “**riding on a bear**” sentences?

ANSWER: No, “**the cowboy**” and “**riding on a bear**” are not sentences because...

They don't tell what someone or something does.

“**the cowboy**” doesn't really tell what the cowboy does.
“**riding on a bear**” doesn't tell who is riding on a bear.

“**the cowboy**” and “**riding on a bear**” are not sentences. They are called **PHRASES**.

Phrases do not tell what someone or something does. Phrases are just details of sentences.

***LET US SEE THE DIFFERENCE OF
PHRASES AND SENTENCES***



PHRASES

the monkey

the brown monkey

the happy brown
monkey



SENTENCES

The monkey sings.

The brown monkey is
wearing a red shirt.

The happy brown
monkey dances and
sings.

Name _____

Grade & Section _____

ACTIVITY1: LIGHTNING SENTENCES

➤ A sentence tells what someone or something does.

Write *yes* or *no* to tell whether each of these is a sentence.


1. Lightning struck the tree. _____
2. Rain splashes against the window. _____
3. A strong wind. _____
4. Dark clouds fill the sky. _____
5. We heard a loud clap of thunder. _____
6. We could see the lightning. _____
7. Shovels the snow off the sidewalk. _____
8. Snowflakes float to the ground. _____
9. Makes it warm outside. _____
10. The rain caused a flood. _____

Name _____

ACTIVITY 2: PHRASES OR SENTENCES?

➤ A sentence tells what someone or something does.

Color the box green if it has a phrase and color it yellow if it has a sentence.

A large fly.	My dog runs fast.	The tiger is in the river.	In the ocean.
Pigs in the mud.	The rabbit hops away.	The snake	The car is by the fireplace.
Five cows are in the field.	Reach with their necks.	Raining cats and dogs.	The chicken goes to the house.
The magnet	The family went to Baguio.	A lovely cat	

GRAMMAR SKILL: CAPITALIZATION AND PUNCTUATION

**A sentence always begins
with a capital letter and
ends with a period.**



***The women dance in the
festival.***

The first letter in the sentence
begins with a capital letter and
the sentence ends with a period.

Always remember to use **CAPITAL LETTERS**
and **PERIODS** in **WRITING SENTENCES**.

***LOOK AT THE FOLLOWING
SENTENCES...***

the children of Mary are very happy

cats and dogs run in the street

These sentences tell what someone or something does but they don't begin with capital letters and end in periods.

This is the proper form:

The children of Mary are very happy.

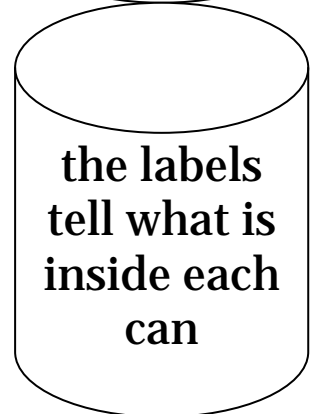
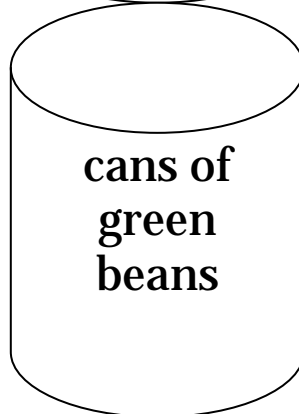





Cats and dogs run in the street.

Name _____

Grade & Section _____

ACTIVITY 1: CANS OF SENTENCES

Circle the cans with complete sentences.



Write each sentence you circled. Remember to use capital letters and periods.

1. _____

2. _____

3. _____

4. _____

5. _____

READ THIS FIRST...

SMILE

It takes a lot of work to frown.
It's easier to smile –
Just take the corners of your mouth
And stretch them for a while.

by Douglas Florian

WHAT MAKES PEOPLE HAPPY?

There are a lot of things that makes people happy. *Receiving gifts, having toys, and playing games* are some of the stuffs that make children happy.

Some children become happy when they hear nice stories. The stories that they hear are so hilarious that they laugh all day remembering the details of these stories. These stories with funny details are called **SILLY STORIES.**



WHAT ARE SILLY STORIES?

SILLY STORIES are stories that have funny characters and funny situations. Some cartoons that children watch have silly stories.

CHOWDER is a cartoon character that is very funny.



Those who watch Chowder see him do crazy things.


Children find Chowder silly because he does funny stuffs in funny situations.

Silly Stories like “Chowder” have silly characters and funny details make people

laugh.

WHAT WILL WE FIND OUT IN THIS THEME CALLED “SILLY STORIES”?

This theme is called “SILLY STORIES” because the stories that we will read here are all funny and hilarious. The details of the stories are made of crazy stuffs that will make us laugh.



Name _____

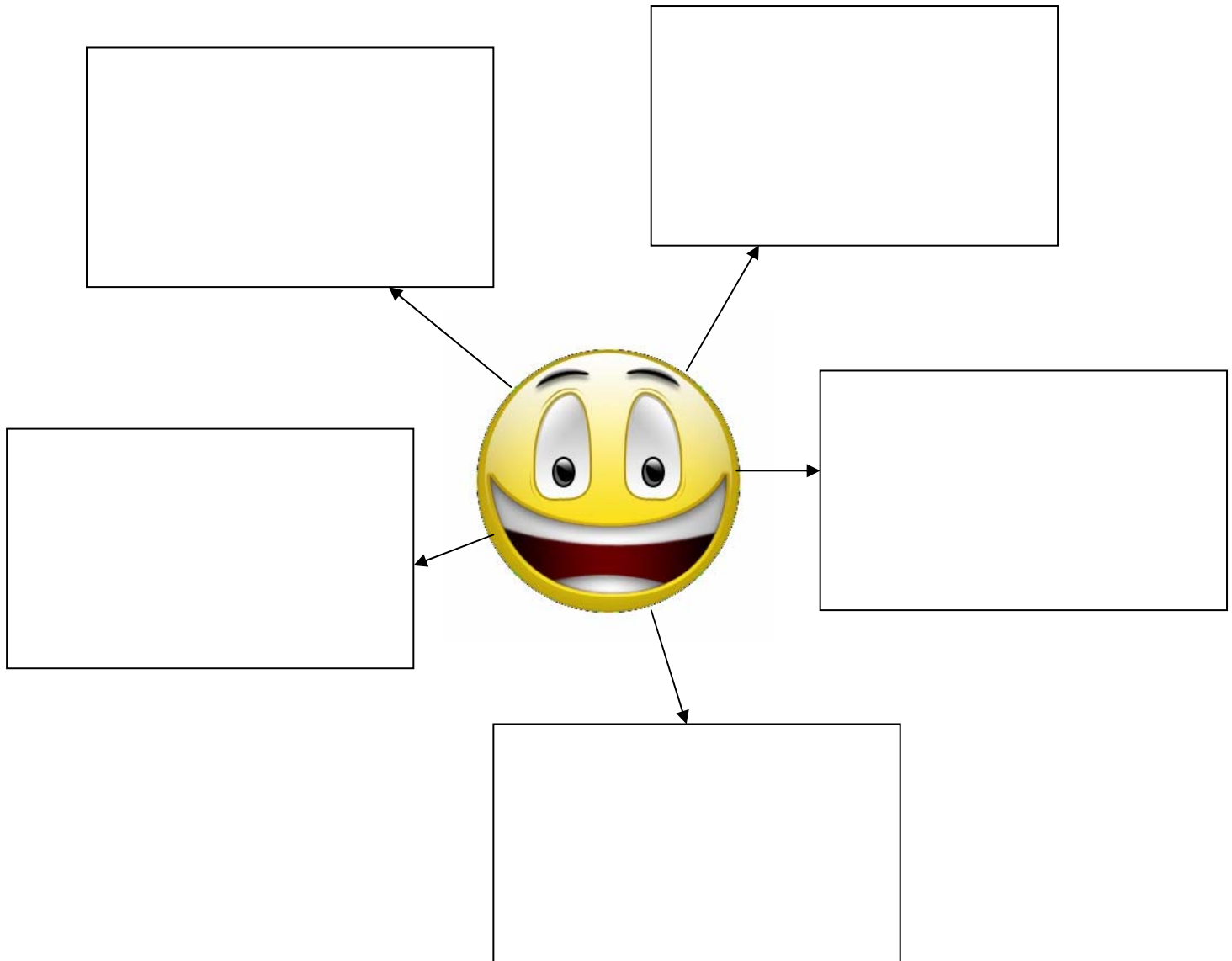
Grade & Section _____

ACTIVITY 1

What comes into your mind when you someone smiling?

Put your ideas in each box in the SMILE WEB.

SMILE WEB




Name _____

Grade & Section _____


ACTIVITY 2

Draw a thing that you think is silly that makes you laugh so much.




Now, in 2-3 sentences, explain why the silly thing that you drew makes you laugh so much.

PHONICS SKILL: SHORT VOWELS *a, i*



**WHAT CAN YOU
SEE?**



You must be seeing a **cat**. The underlined letter in the word **cat** is its short vowel.

You must be seeing a **pig**. The underlined letter in the word **pig** is its short vowel.

OTHER WORDS WITH SHORT VOWELS **a, & i**

Short **a**

gas	mad
bar	pack
rag	rack
tank	sat
bad	man
mat	sack
pad	lap

Short **i**

hit	lips
wink	sit
big	sip
rip	tin
thin	mix
knit	wig
chick	kick

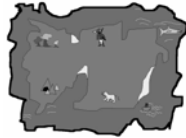
Name _____

Grade & Section _____

ACTIVITY 1: MAKING WORDS

When you put these letters together, they make words.

m + a + p = map



p + i + n = pin



Put these letters together to write words with the short *a* and short *i* sound.

1. f + a + n = _____



2. h + i + l + l = _____



3. b + a + t = _____



4. m + i + t + t = _____



5. h + a + t = _____



Now use the short *a* and *i* words you wrote above to complete the sentences below.









- The dog ran up the _____.
- Martin caught the ball in his _____.
- Juan turns on the _____ when he is hot.
- I wear my _____ on my head.
- Sue hit the ball with the _____.

Name _____

Grade & Section _____

ACTIVITY 2

Say the picture word slowly and listen to the sounds. Circle one letter from each column for the beginning – middle – and final sound. Write the word on the space provided.

 c a l d i t	 t a n p u x	 m i n b a m	 w a b b u t
 d e n m a d	 u nt a ld	 h a n c u st	 r a t b e v